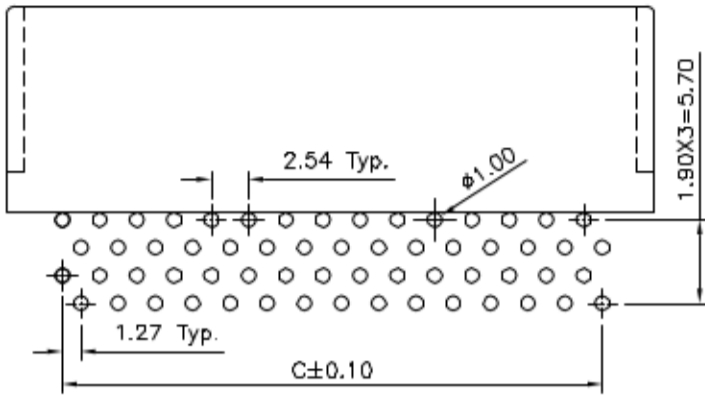
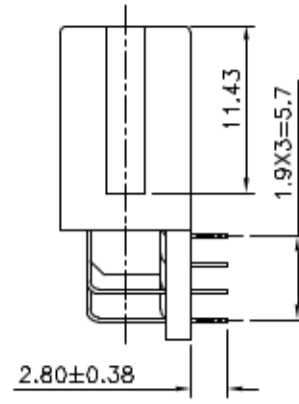
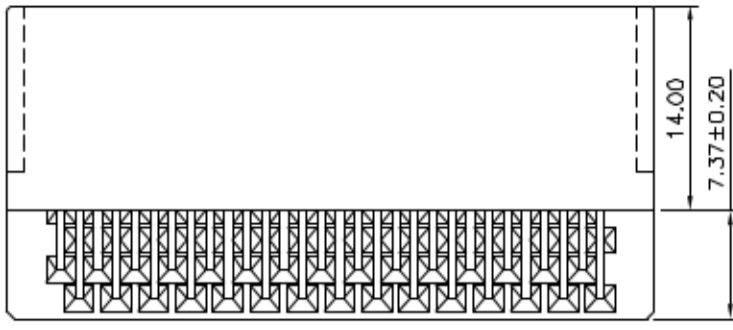
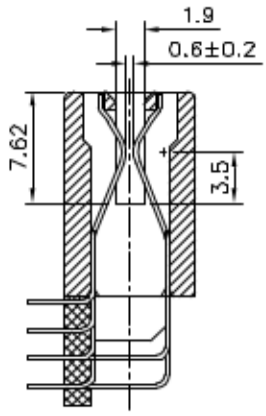
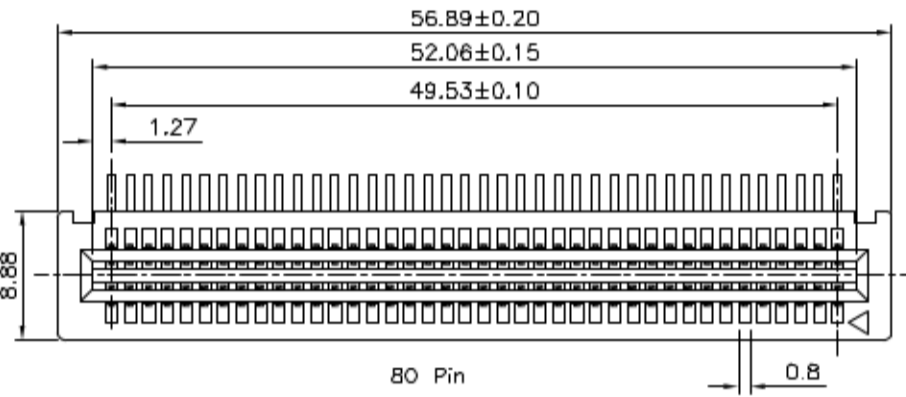


**SPECIFICATION**  
 Current Rating:1 Amp  
 Voltage Rating:250V AC RMS  
 Dielectric Withstanding Voltage:500V AC RMS 60Hz  
 For 1 Minute  
 Contact Resistance:30 Milliohms Max. At 1 Amp DC  
 Insulation Resistance:1000 Megaohms Min.  
 At 500V DC  
 Temperature Range:-55°C~+85°C  
 Retention Force:460 Grams Min. Per Contact  
 Insertion Force:230 Grams Max. Per Contact Pair  
 Withdrawal Force:15 Grams Min. Per Contact Pair  
 Insulator:PA66+G.F.  
 Contact:Brass  
 Gold Flash On Contact Area,Tin Plated  
 On Solder Tails,Over Nickel  
 RoHS Compliant

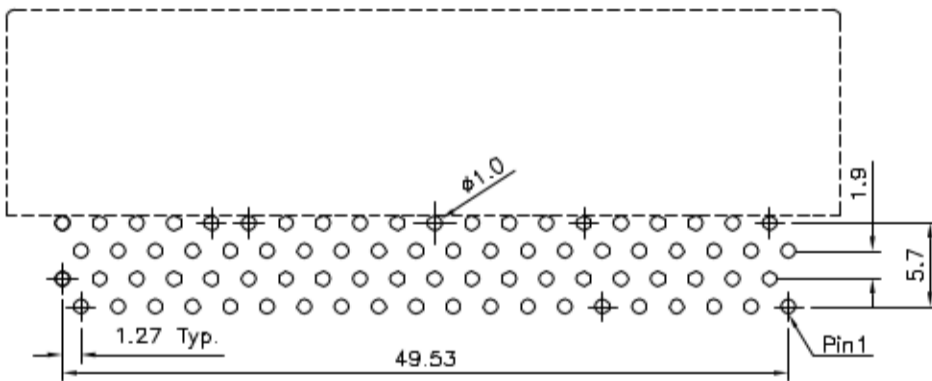
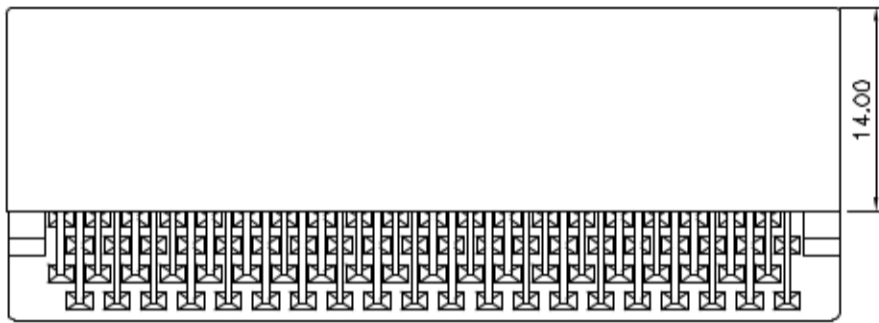
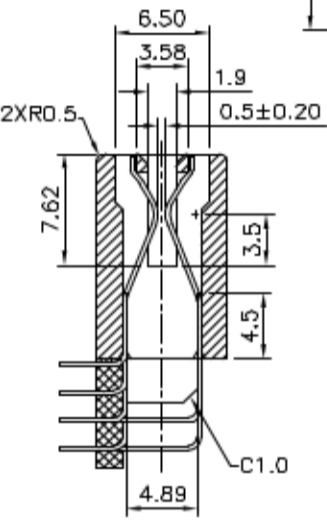
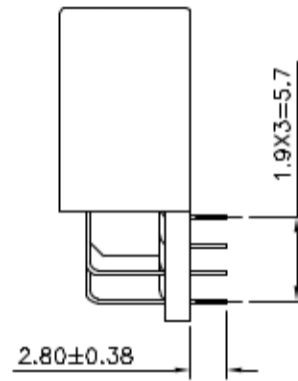


Recommended P.C.B. Layout(Top View)

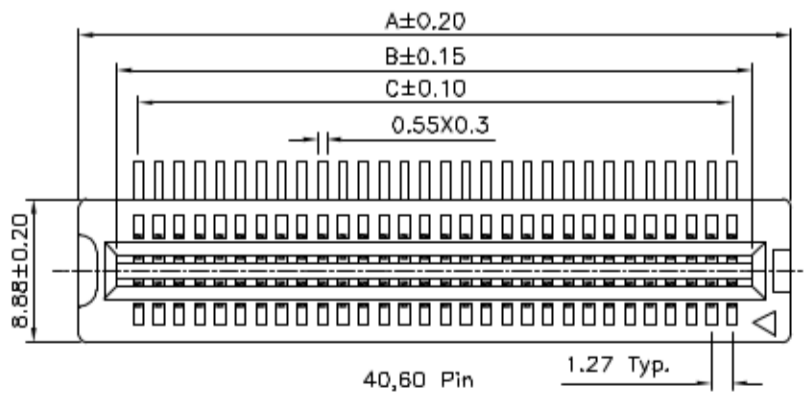
Pin	A	B	C	Pin	A	B	C
04	8.64	3.81	1.27	34	27.69	22.86	20.32
06	9.91	5.08	2.54	36	28.96	24.13	21.59
08	11.18	6.35	3.81	38	30.23	25.40	22.86
10	12.45	7.62	5.08	42	32.77	27.94	25.40
12	13.72	8.89	6.35	44	34.04	29.21	26.67
14	14.99	10.16	7.62	46	35.31	30.48	27.94
16	16.26	11.43	8.89	48	36.58	31.75	29.21
18	17.53	12.70	10.16	50	37.85	33.02	30.48
20	18.80	13.97	11.43	52	39.12	34.29	31.75
22	20.07	15.24	12.70	54	40.39	35.56	33.02
24	21.34	16.51	13.97	56	41.66	36.83	34.29
26	22.61	17.78	15.24	58	42.93	38.10	35.56
28	23.88	19.05	16.51	100	69.60	64.77	62.23
30	25.15	20.32	17.78	120	82.30	77.47	74.93
32	26.42	21.59	19.05				



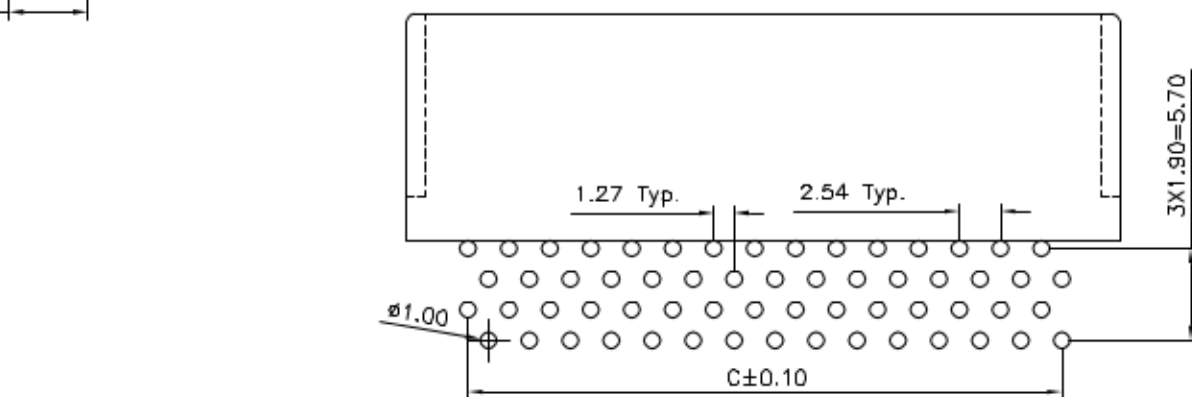
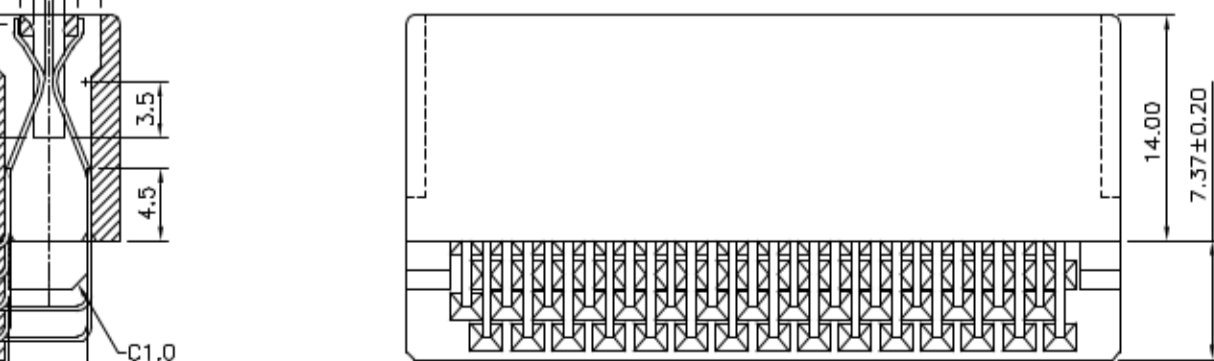
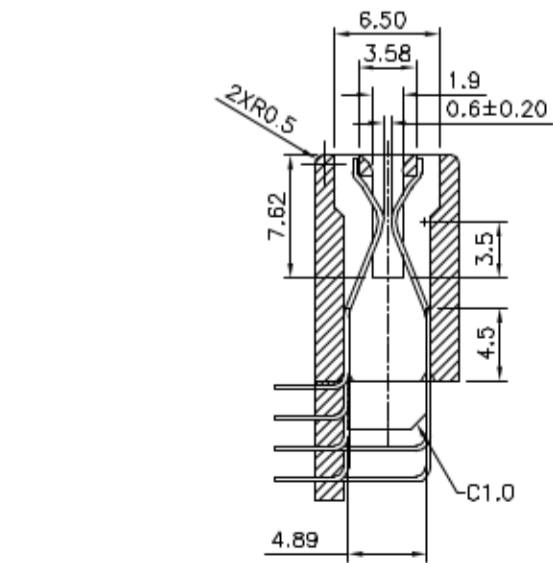
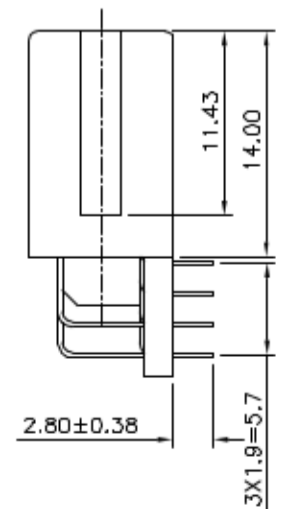
80 Pin



Recommended P.C.B. Layout(Top View)



40,60 Pin



Recommended P.C.B. Layout(Top View)

Pin	A	B	C
40	31.50	26.67	24.13
60	44.20	39.37	36.83